

APPLICATION

Greenheck duct access doors provide a durable, practical and inexpensive means of gaining access to components inside the ductwork. Recommended for use in low to medium pressure duct systems. HAD-10 & CAD-10 access doors are rated for up to 4½ in. (1.1 kPa) static pressure when properly installed.

CONSTRUCTION

Stock Sizes: 6 in. x 6 in. (152mm x 152mm),

8 in. x 8 in. (203mm x 203mm),

10 in. x 10 in. (254mm x 254mm),

12 in. x 12 in. (305mm x 305mm),

14 in. x 14 in. (356mm x 356mm),

16 in. x 16 in. (406mm x 406mm),

18 in. x 18 in. (457mm x 457mm),

20 in. x 20 in. (508mm x 508mm),

24 in. x 24 in. (610mm x 610mm)

(other sizes available on special order)

Frame: Galvanized steel

24 ga. (.7mm) 6 in. x 6 in. – 12 in. x 12 in.

(152mm x 152mm - 305mm x 305mm)

22 ga. (.85mm) 14 in. x 14 in. – 24 in. x 24 in.

(356mm x 356mm - 610mm x 610mm)

Door Panels: 24 ga. (.7mm) galvanized steel

(both sides of insulation)

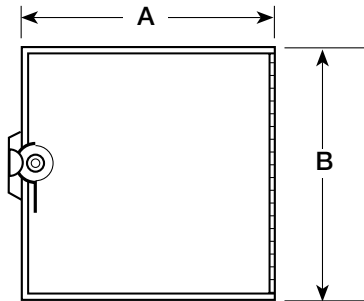
Insulation: 1 in. (25mm) fiberglass

Gasket: 1/2 in. (13mm) wide dual gasket
(compressable synthetic type).

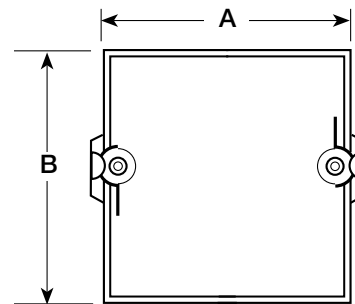
Door to frame and frame to duct

Hinge: Continuous piano style

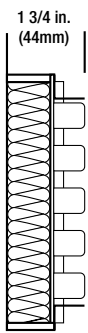
Latches: Plated steel with galvanized steel strikes



Model HAD
Hinged Type



Model CAD
Cam Type



Section View

INSTALLATION: Easy installation. Use door frame as template for making the duct opening. Insert door frame into duct opening and peen or crimp mounting tabs to duct interior for a secure installation.

Size in. (mm)	Width 'A' in. (mm)	Height 'B' in. (mm)	Duct Opening in. (mm)	HAD Latches Quantity	CAD Latches Quantity
6 x 6 (152 x 152)	6 1/4 (159)	6 1/4 (159)	5 1/4 x 5 1/4 (133 x 133)	1	2
8 x 8 (203 x 203)	8 1/4 (210)	8 1/4 (210)	7 1/4 x 7 1/4 (184 x 184)	1	2
10 x 10 (254 x 254)	10 1/4 (260)	10 1/4 (260)	9 1/4 x 9 1/4 (235 x 235)	1	2
12 x 12 (305 x 305)	12 1/4 (311)	12 1/4 (311)	11 1/4 x 11 1/4 (286 x 286)	1	2
14 x 14 (356 x 356)	14 1/4 (362)	14 1/4 (362)	13 1/4 x 13 1/4 (337 x 337)	1	2
16 x 16 (406 x 406)	16 1/4 (413)	16 1/4 (413)	15 1/4 x 15 1/4 (387 x 387)	2	4
18 x 18 (457 x 457)	18 1/4 (464)	18 1/4 (464)	17 1/4 x 17 1/4 (438 x 438)	2	4
20 x 20 (508 x 508)	20 1/4 (514)	20 1/4 (514)	19 1/4 x 19 1/4 (489 x 489)	2	4
24 x 24 (610 x 610)	24 (610)	24 (610)	23 x 23 (584 x 584)	2	4